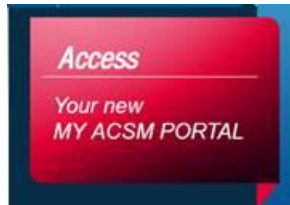


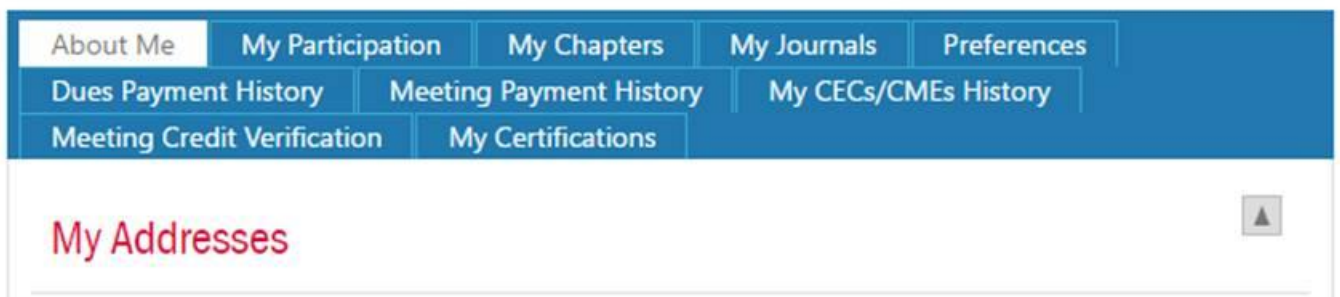
To renew, please visit [www.acsm.org](http://www.acsm.org).

1. Click this box:

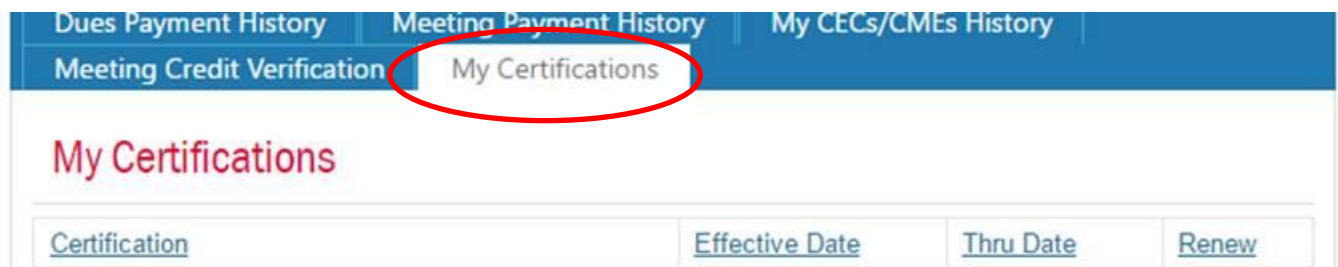


2. Enter your login info, **please do not create a new profile as your certification will not show. If you haven't created a unique username and password for your ACSM account, your username and password will be the first three letters of your last name and your ACSM ID number (e.g. - ABC123456), and your password will be your ACSM ID number (e.g. - 123456).**
3. Once you are signed in, you will see your name underlined on the right-hand side. Click your name.

This will be towards the top of the screen:



4. Click My Certifications



5. Your certification(s) will be listed here with a blue RENEW NOW button. Click the button and fill out the certification renewal form. You will receive a receipt sent to your email immediately after and your new certificate and wallet card should arrive within 2 weeks.